



Girl Scouts®

Girl Scouts of Kentuckiana

www.kyanags.org

**Girl Scout Silver Award – IP APPROACH
Information and Worksheets**

**RS #15a
R 10/09**

(Once you have left Junior Girl Scouts, and you are in grades 6-8, you may work on the Girl Scout Silver Award. Complete Steps 2-4 in any order, but all parts of Steps 1-4 must be complete before working on Steps 5 and 6.)

Step 1: Organize

Become organized to help you with the next five steps.

- Meet with your advisor
- Make a time line

Step 2: Girl Scout Silver Leadership Award

- Earn three interest projects
- Earn the charm for the STUDIO 2B focus book: *uniquely me! The Real Deal*
- Spend 15 hours in leadership roles

Step 3: Girl Scout Silver Career Award

- What's out There?
- Who's Out There?
- Earn the *Your Own Business* interest project award
- Journal it

Step 4: Girl Scout Silver 4 B's Challenge

- Become: Set an improvement goal
- Belong: Earn the charm for the STUDIO 2B focus book: *Looking in, Reaching Out*
- Believe: Use your voice for your issue
- Build: Suggest a solution to your issue

(You need to be in grades 7-8 when you do Steps 5 & 6)

Step 5: Girl Scout Silver Award Project


(Girl Scout Silver Award projects are often done in groups. Each girl needs to make sure that she contributes her part and puts in a **minimum of 40 hours** on the project.)

- **Plan It:** Use the issue you worked on in the 4B's Challenge or select a new one
- **Know More About It:** Collect as much information as you can
- **Map It:** Write down steps; Make a time line; Organize people and resources
- **Do It:** Put your plan into action.

Step 6: Reflect

- Think about it
- What I learned most:

There is a two year transition period using this approach ending September 30, 2011. Final reports for projects using this approach must be submitted by this date.



Girl Scout Silver Leadership Award

Earn It

Interest project for: “honest and fair, friendly and helpful, considerate and caring, courageous and strong.”

Interest Project	Date Completed	Advisor Signature
1.		

How did the interest project help you live the Law?

Interest project for: “responsible for what I say and do, respect myself and others, respect authority.”

Interest Project	Date Completed	Advisor Signature
2.		

How did the interest project help you live the Law?

Interest project for: “use resources wisely, make the world a better place, be a sister to every Girl Scout.”

Interest Project	Date Completed	Advisor Signature
3.		

How did the interest project help you live the Law?

Believe It

STUDIO 2B Focus Book	Date Completed	Advisor Signature
<i>Uniquely Me! The Real Deal</i>		

Reflections:

My goals were:

Journal It

Capture and consider what you have learned in earning your *Girl Scout Silver Leadership Award* by completing these statements.

I demonstrated a real understanding on the Girl Scout Law by applying to this situation in my life:

A talent, quality, or skill I have that adds to my leadership ability is:

I used it in these ways:


I have shown my personal integrity and honor by:

Girl Signature

Date

Advisor Signature

Date



Girl Scout Silver Career Award

This form was designed to help you and your advisor keep records of your progress. Before you begin, talk with your advisor and decide together how you will use this.

What's Out There

Find out about:

- One job you know nothing about: _____

- One job that very few women do: _____

- One job that requires a college degree plus a graduate degree: _____

- One job that require an artistic or mechanical skill: _____

Talk with your advisor or your advisor and your troop. Share what you learned. Consider the questions on p. 15 of *Go for It! The Girl Scout Silver Award* STUDIO 2B insert.

Date this section was completed: _____

Girl signature: _____

Advisor signature: _____

Who's Out There

- Build a net work of contacts.

A person I met who could help me with my Girl Scout Silver Award project is:

I think this person could help me by: _____

- Ask a college student the following:
Why are you taking these classes?
What job do you expect to get when you are done?

College Student interviewed: _____

Date: _____

- Find three adults with different jobs. Ask them how they spend their day and what they like most about their job.

Adult 1: _____ Date _____

Job: _____

Adult 2: _____ Date _____

Job: _____

Adult 3: _____ Date _____

Job: _____

Talk with your advisor or your advisor and troop. Share what you learned. Consider the questions in the *Go for It! The Girl Scout Silver Award* STUDIO 2B insert.

Date Who's Out There was completed: _____

Girl signature: _____

Advisor signature: _____

Be Your Own Boss

Interest Project	Date completed	Advisor's Signature
<i>Your Own Business</i>		

OR

(if you have already earned *Your Own Business*)

Interest Project	Date completed	Advisor's Signature

Keep a Journal

Consider what you have learned earning your *Girl Scout Silver Career Award* by completing these statements:

I have these three new ideas about making career choices:


A talent, quality, or skill that I could use in a future career and on my *Girl Scout Silver Award Project* is:

Meet with your advisor. Share what you learned.

Girl Scout Silver Career Award completion date: _____

Girl signature: _____

Advisor signature: _____



Girl Scout Silver Four Bs Challenge

Become

Set and accomplish a goal for improvement.

Goal:

How did you know you achieved your goal?

Belong

STUDIO 2B Focus	Date completed	Advisor's signature
<i>Looking in, Reaching Out</i>		

The goals I set were:

Believe:

Identify an issue in your school or community that you feel strongly about.

List the Issue: _____

How can you make a difference in seeing that the issue is resolved in the way you would like? Use your voice by:

- Making a presentation to your school, community group, place of worship, Girl Scout group, or other group
- Writing a letter to an electronic community bulletin board, Web site or a local newspaper
- Organizing a group meeting
- Writing a letter or e-mail, making a phone call or making an appointment to speak with a local elected official

What did you do?

What did you learn about your issue and your community?

Build:

Think about your issue from all angles and brainstorm many possible solutions before you take action. Collect as much information as possible using questions such as these as a guide.

- Are there people who have points of view different from your own? Ask them to explain their points of view to you.
- How many people does your issue affect and who are they?
- What other issues relate to this particular issue?
- What other organizations are working on this issue?

Use this worksheet to sketch several plans:

My Plans and Solutions

Issue: _____

Possible Solution 1

Possible Solution 2

Possible Solution 3

Which solution would you choose? Why?

Become, Belong, Believe, Build . . .

I have completed the STUDIO 2B Four B's Challenge!

Girl Signature

Date

Advisor Signature

Date